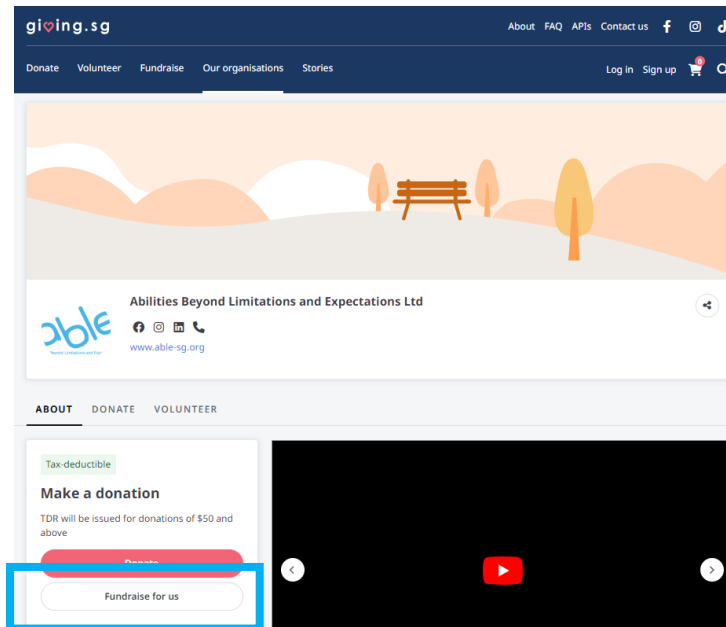
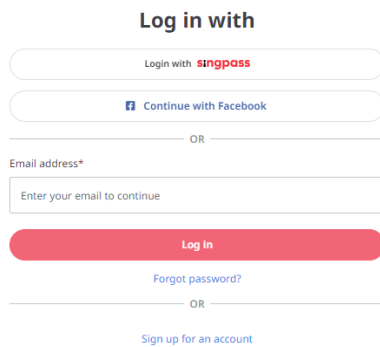


How to set up your own online fundraising page on Giving.sg

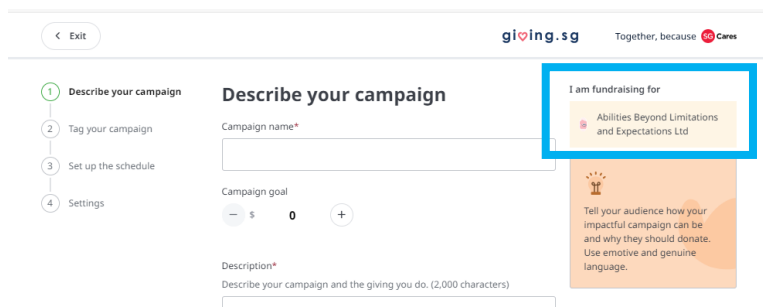
1. Head over [here](#) and click “Fundraise for us”.



2. Log in to your account via Singpass / Facebook / E-mail. If you do not have a giving.sg account, click “Sign up here!” and follow the instructions.



3. Ensure that the recipient is “Abilities Beyond Limitations and Expectations Ltd”.



4. Provide more information about your campaign.

- You can share about your experience on interacting with one of our clients, your thoughts on why you support ABLE or even your personal story.
- A good fund-raising goal will be \$1000. You can choose to increase your target later if you wish to.
- Set your own preferred URL, if you wish to. Tip: A short URL will be more easily remembered.
- Add some photos / videos for your campaigns. You can add your own photos/videos or use the existing photos/videos available.

Describe your campaign

Campaign name*

Campaign goal

\$

Description*

Describe your campaign and the giving you do. (2,000 characters)

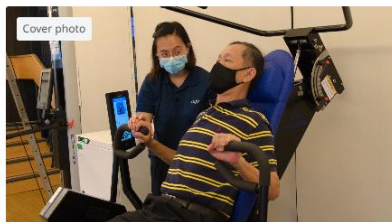
Campaign URL*


Your campaign URL can only contain lowercase letters, numbers and dashes. It must contain at least one letter. It may not start or end with a dash.

giving.sg/donate/campaign

Photos of campaign

Upload some photos or link to a video for volunteers to learn more about your opportunity. Max 5 media can be uploaded.






Select file to upload image

Recommended size: 1440 x 810 | JPG, PNG, GIF. Max size: 5MB

Or

YouTube URL 

Save draft

Next

5. Select the causes supported by this campaign.

ABLE is a social service agency that aims to enable the physically challenged to live with dignity and to have productive, meaningful, and independent lives.

Your campaign will support the following causes:

Tag your campaign

Causes supported by the NPO

Select which causes your campaign is supporting.

Community development

Social service and welfare

Healthcare

Back

Save draft

Next

6. Set your start & end date.

A good duration will be 2 months. You can extend your campaign later if you wish to.

Set up the schedule

Start date*

End date*

Back

Save draft

Next

7. You're done!

Click "Confirm Submission". We will review your campaign and approve it as soon as possible.

8. Spread the word.

Share your campaign with your friends and family e.g. TikTok, Facebook, Instagram, WhatsApp & Telegram. Encourage them to make a difference in the lives of people with acquired physical challenges!

Frequently Asked Questions

1) What is Giving.sg?

Giving.sg is a national digital giving platform started by the National Volunteer and Philanthropy Centre (NVPC) in 2010.

2) I have more questions about setting up my own campaign. Who can I ask for help?

Feel free to contact us at enquiries@able-sg.org.

3) Will individuals receive tax deductions if they donate to my campaign?

Yes, individuals will receive 250% tax deductions when they donate to your campaign.

4) Can I just donate and not set up a campaign?

Yes, definitely! Please click [here](#) to donate.